

# Online Course Completion Instructions:



1) Begin by completing the pre-activity survey using the "Pretest" button.



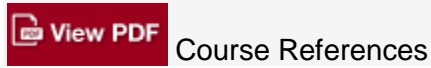
Module



Module



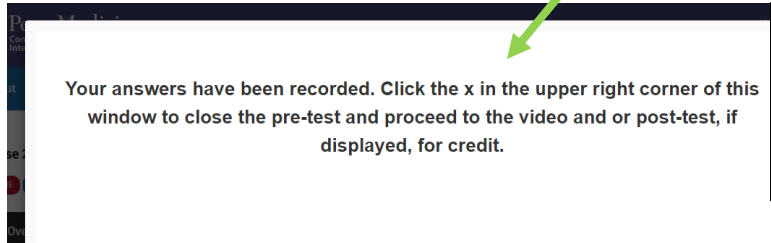
Module



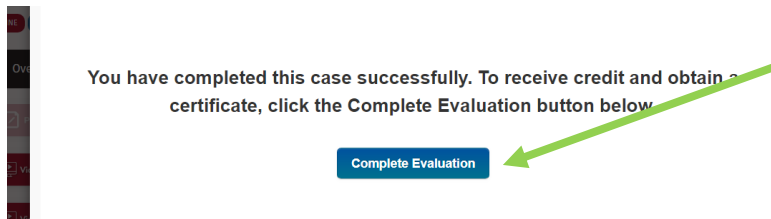
Course References

2) After completion of the pre-activity survey, you'll get a message that your answers have been recorded.

3) Next, view the video module(s)—optionally, you can also view the References.



4) When done viewing the content, complete the post-activity survey using the "Test" button.



5) After completing the post-activity survey with the required score (retakes are allowed), you will see the following screen with a button to "Complete Evaluation". Once you have submitted the evaluation, you will be able to view/print your certificate.