



**Penn Medicine**

Continuing Medical and  
Interprofessional Education

**IN-PERSON AND VIRTUAL**

**The Mark E. Josephson Thirty-Third Annual**

# State-of-the-Art Arrhythmia Symposium

**Arrhythmia Diagnosis & Treatment Standards 2026**

Mark E. Josephson, MD Lecture



Pasquale Santangeli, MD, PhD

Leonard N. Horowitz, MD Lecture



David Callans, MD

A CME/CNE-ACCREDITED SYMPOSIUM

**Saturday, September 26, 2026**

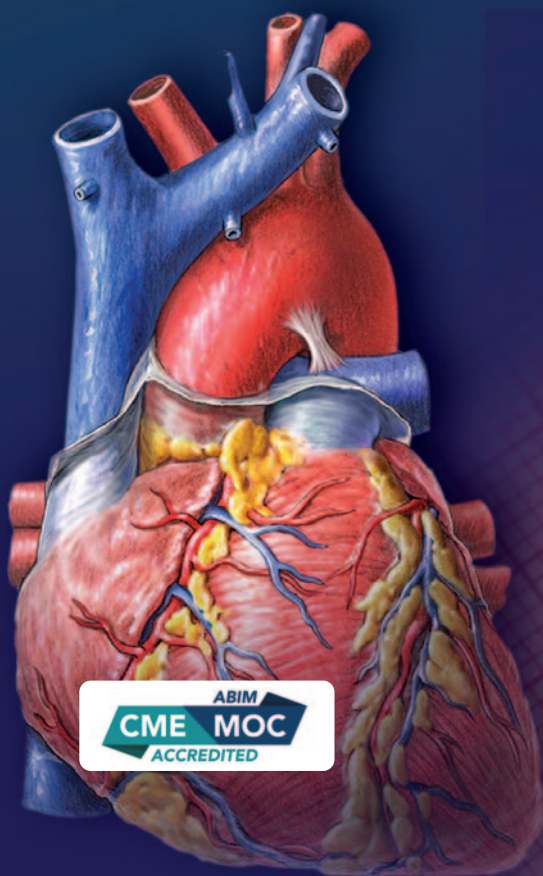
7:30 AM – 5:00 PM EST

In-Person Meeting Location

Marriott Old City

One Dock Street

Philadelphia, PA 19106



Recognized by



<https://upenn.cloud-cme.com/arrhythmia2026>

## PROGRAM OVERVIEW & TARGET AUDIENCE

Francis E. Marchlinski, MD, Course Director, invites you to the *Thirty-Third Annual State-of-the-Art Arrhythmia Symposium*. Using a combination of case presentations with audience participation, didactic presentations, and question and answer sessions, our goal is to educate the participants in state-of-the-art information on invasive and non-invasive electrophysiologic and electrocardiographic tools used in the current diagnosis, evaluation, and treatment of cardiac rhythm disorders. The program is taught by members of the faculty and staff from the University of Pennsylvania Health System, Department of Electrophysiology, in addition to invited speakers from other institutions. This year, we are featuring two keynote speakers for the Leonard N. Horowitz, MD Memorial Lecture and the Mark E. Josephson, MD Lecture given by leaders in cardiology; **Pasquale Santangeli, MD, PhD** (Professor of Medicine, Associate Section Head and Director of the VT Program, Cleveland Clinic, Cleveland, OH), and **David Callans, MD** (Professor of Medicine, Co-Director of Electrophysiology, Penn Medicine, Philadelphia, PA).

The course is structured to meet the educational needs of electrophysiologists, cardiologists, internists, nurses, and associated professionals with an interest in the care of patients with cardiac rhythm disorders. In addition to the morning session with lectures aimed at the entire audience, there are three breakout sessions in the afternoon aimed at 1) associated professionals 2) general cardiology and 3) an advanced electrophysiology session aimed at EP fellows, electrophysiologists, and EP lab staff.

### Learning Objectives

Upon completion of this activity, participants should be better able to:

- Describe the appropriate evaluation of patients with frequent PVCs and NSVT as well as indications for treatment including ablation and antiarrhythmic medications.
- Recognize ECG clues to detect patients at risk for serious arrhythmias and sudden death.
- Apply into practice the newest information regarding evaluation and treatment of atrial arrhythmias including screening for episodes and ablation indications, techniques, and endpoints.
- Describe the indications for “leadless” pacing and defibrillating devices and optimum implantation techniques.
- Review the indications, contraindications, and complications associated with left atrial (LA) appendage occlusion and closure.
- Discuss the methods, techniques, associated tools, and equipment including emerging technologies to perform catheter ablation of atrial fibrillation and flutter.
- Recognize use and value of new techniques and technologies employed for complex EP devices and ablation cases.
- Apply into practice the ECG patterns/clinical characteristics, evaluation, and treatment of patients with genetically linked arrhythmia syndromes.
- Identify the importance of genetic testing and implications regarding results in the treatment of patients with arrhythmias.
- Review the role of AI in electrophysiology including role in ECG interpretation for VT/SCD risk, ambulatory monitoring, and pre-procedure imaging.
- Employ the latest advances in device therapy for the treatment of patients with heart failure including cardiac contractility modulation and conduction system pacing.
- Recognize the use and value of ambulatory monitoring for screening/treating arrhythmias and assessing clinical status.
- Define the importance of risk factor modification in the treatment of atrial fibrillation and how to achieve goals including the use of GLP1 agonists, effective treatment of high blood pressure and obstructive sleep apnea.
- Describe appropriate use of anticoagulation for stroke prevention in patients with atrial fibrillation including implications of recent trial data and potential new medications.
- Interpret how to choose the right patients, use appropriate access and closure techniques, as well as review the tools needed to facilitate same day discharge following ablation and other invasive EP procedures.

IN-PERSON AND VIRTUAL

# The Mark E. Josephson Thirty-Third Annual State-of-the-Art Arrhythmia Symposium

Arrhythmia Diagnosis & Treatment Standards 2026

A CME/CNE-ACCREDITED SYMPOSIUM

Saturday, September 26, 2026

7:30 AM – 5:00 PM EST

## Hosting Department

The Mark E. Josephson Thirty-Third Annual State-of-the-Art Arrhythmia Symposium is hosted by the Department of Medicine, Division of Cardiology, Electrophysiology Section, University of Pennsylvania Health System.

## Accreditation



In support of improving patient care, Penn Medicine is jointly accredited by the Accreditation Council for Continuing Medical Education (ACCME), the Accreditation Council for Pharmacy Education (ACPE), and the American Nurses Credentialing Center (ANCC), to provide continuing education for the healthcare team.

## Designation of Credit

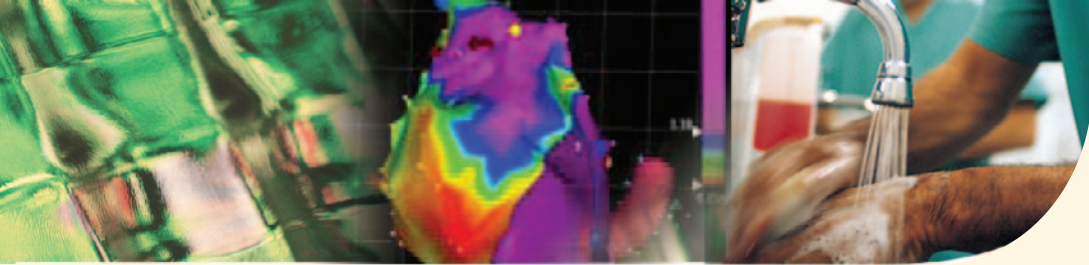
**Physicians:** Penn Medicine designates this live activity for a maximum of 7.75 *AMA PRA Category 1 Credits*<sup>™</sup>. Physicians should claim only the credit commensurate with the extent of their participation in the activity.

**ABIM MOC:** Successful completion of this CME activity, which includes participation in the evaluation component, enables the participant to earn up to 7.75 MOC points in the American Board of Internal Medicine's (ABIM) Maintenance of Certification (MOC) program. Participants will earn MOC points equivalent to the amount of CME credits claimed for the activity. It is the CME activity provider's responsibility to submit participant completion information to ACCME for the purpose of granting ABIM MOC credit.

**Nurses:** This program provides 7.75 NCPD hours.

**Physician Assistants:** Penn Medicine has been authorized by the American Academy of PAs (AAPA) to award AAPA Category 1 CME credit for activities planned in accordance with AAPA CME Criteria. This activity is designated for 7.75 AAPA Category 1 CME credits. PAs should only claim credit commensurate with the extent of their participation.

**Certificates and Transcripts:** After the conference has concluded, all participants will receive a followup email with a link and instructions on how to complete the post-test and evaluation as well as claim their credit. Once participants submit the request for credit, the earned credits will be available for viewing on your transcript or available for printing at <https://upenn.cloud-cme.com>. Please note that the individual certificate will not be mailed.



## LIVE AND VIRTUAL PRESENTATIONS

The Mark E. Josephson Thirty-Third Annual State-of-the-Art Arrhythmia Symposium will be held Saturday, September 26, 2026 by in-person or live-stream (virtual) attendance. The live and virtual presentations will follow the scheduled agenda in real time (EDT).

### TO ATTEND IN-PERSON:

#### Meeting Location

Marriott Old City, One Dock Street, Philadelphia, PA 19106

#### Parking Options

Your registration includes complimentary parking at the Marriott Old City. Please note this hotel offers valet-only parking. During peak hours, wait times for car drop off/pick up can be >30 minutes. If you plan to valet park, please plan accordingly and arrive early.

If you prefer to self-park, you may do so at The Autopark at Old City Garage located at 125 S 2nd Street, Philadelphia, PA 19106. This garage is a 3-minute walk to the Marriott Old City. The cost for parking at this garage is \$25 for up to 10 hours. Please note that self-parking at this garage is not validated or reimbursed by the symposium.

## REGISTRATION INFORMATION AND FEES

Please register online at <https://upenn.cloud-cme.com/arrhythmia2026>.

Pre-registration is required to attend. Walk-ins are discouraged. Please be sure to register in advance.

In-person and virtual attendees are required to "sign-in" to receive credit and view the recorded content.

Registered attendees will have access to view the presentations online for three years.

### IN-PERSON REGISTRATION:

The fees to attend in-person are as follows: \$90 for physicians and industry attendees, \$75 for nurse practitioners, physician assistants and other healthcare professionals. There is no fee for residents, fellows, students and Penn Medicine faculty and staff to attend.

\*Penn Medicine faculty and staff must register using a valid Penn Medicine email address to receive the discounted registration fee.

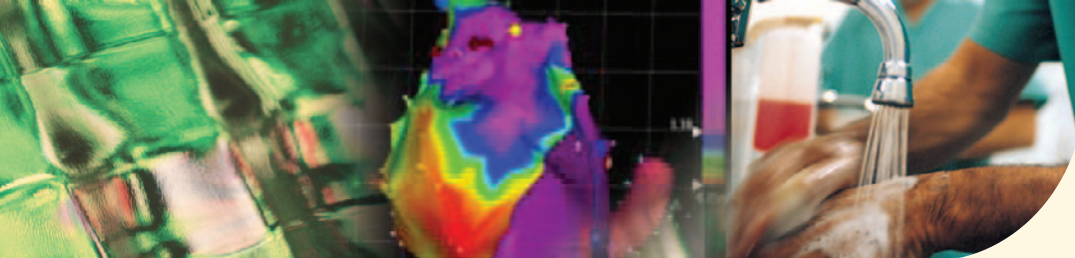
### LIVE-STREAM (VIRTUAL) REGISTRATION:

The fee to attend virtually is \$75 for all US-based virtual attendees, including Penn Medicine faculty and staff. Attendees who are registered to attend virtually will receive an email including the link to join the symposium 48 hours in advance.

#### Need to Register by Mail?

*Please note:* mailed registrations may take 5 business days before they are received. We encourage all attendees to register online. See the registration form for mailing instructions. All registrations will be confirmed by email as long as your registration is received before September 24, 2026.

Please save our Penn Medicine email ([penncme@upenn.cloud-cme.com](mailto:penncme@upenn.cloud-cme.com)) to prevent our emails from going to your junk folder.



---

### ATTENTION INTERNATIONAL (NON-U.S.) LEARNERS:

The *Thirty-Third State-of-the-Art Arrhythmia Symposium* is offering complimentary virtual registration to the 1st 1,000 international learners unable to travel to the U.S. To receive complimentary virtual registration, you must register using a special code that will be provided to you. To qualify, send an email to [carolyn.siwinski@penncmedicine.upenn.edu](mailto:carolyn.siwinski@penncmedicine.upenn.edu) using the subject line “Arrhythmia Symposium 2026 International Learner” and include your name, affiliation and country of origin. You will receive an email with a code that allows you to register to attend the symposium virtually at no charge. Do not register until you have received an email response that includes the special code! This offer is only available to international (non-U.S.) learners.

---

### Cancellation Policy

In order to process refunds for course withdrawals, cancellations must be received in writing by September 11, 2026 (subject to a service charge equivalent of \$25). No refunds will be issued thereafter.

The University reserves the right to cancel or postpone any course due to unforeseen circumstances. In the event of cancellation or postponement, the University will refund registration fees but is not responsible for related costs or expenses to participants, including cancellation fees assessed by hotels, airlines, and travel agencies.

---

**Services for the Disabled** If special arrangements are required for an individual with a disability to participate in this meeting, please contact the Office of Continuing Medical and Interprofessional Education no later than September 11, 2026, at 215-898-6400.

**Nondiscrimination Statement** The University of Pennsylvania values diversity and seeks talented students, faculty, and staff from diverse backgrounds. The University of Pennsylvania does not discriminate on the basis of race, sex, sexual orientation, gender identity, religion, color, national or ethnic origin, age, disability, or status as a Vietnam Era Veteran or disabled veteran in the administration of educational policies, programs or activities; admissions policies; scholarship and loan awards; athletic, or other University administered programs or employment. Questions or complaints regarding this policy should be directed to Executive Director, Office of Affirmative Action and Equal Opportunity Programs, 3600 Chestnut Street, Sansom Place East Suite 228, Philadelphia PA 19104-6106 or 215-898-6993 (Voice) or 215-898-7803 (TDD). [www.upenn.edu/affirm-action](http://www.upenn.edu/affirm-action).

## Course Director

### Francis Marchlinski, MD

*Richard T. and Angela Clark President's Distinguished Professor  
Director, Cardiac Electrophysiology  
Penn Medicine  
Philadelphia, PA*

## Guest Faculty

### Timothy Maher, MD

*EP Lab Director  
Associate Director of the VT Center  
Beth Israel Deaconess Medical Center  
Boston, MA*

### Pasquale Santangeli, MD, PhD

*Professor of Medicine  
Associate Section Head and  
Director of the VT Program  
Cleveland Clinic  
Cleveland, OH*

### Maully Shah, MBBS

*Director, Cardiac Electrophysiology  
The Children's Hospital of Philadelphia  
Philadelphia, PA*

---

## Faculty

All faculty listed below are affiliated with the Penn Medicine, Philadelphia, PA

### Jeffrey Arkles, MD

*Cardiac Electrophysiology  
Penn Medicine Lancaster General Health*

### Trevor Bonney, MS, PA-C

*Physician Assistant  
Cardiac Electrophysiology  
Penn Medicine*

### John Bullinga, MD

*Associate Professor of Clinical Medicine  
Cardiac Electrophysiology  
Penn Presbyterian Medical Center*

### David Callans, MD

*Professor of Medicine  
Co-Director Cardiac Electrophysiology  
Penn Medicine*

### Melissa Callans, CRNP

*Nurse Practitioner  
Cardiac Electrophysiology  
Penn Medicine Pennsylvania Hospital*

### Kristine Conn, MSN, RN

*Associate Clinical Director, Interventional Cardiology  
EP Lab Nurse Manager  
Cardiac Electrophysiology  
Penn Medicine*

### Rajat Deo, MD, MTR

*Professor of Medicine  
Director of the Penn Arrhythmia Genetics Program  
Cardiac Electrophysiology  
Penn Medicine*

### Sanjay Dixit, MD

*Professor of Medicine  
Cardiac Electrophysiology  
Penn Medicine*

### Benjamin D'Souza, MD

*Associate Professor of Clinical Medicine  
Section Chief, Cardiac Electrophysiology  
Director Cardiac Electrophysiology Laboratory  
Cardiac Electrophysiology  
Penn Presbyterian Medical Center*

### Andres Enriquez, MD

*Associate Professor of Medicine  
Cardiac Electrophysiology  
Penn Medicine*

### Andrew Epstein, MD

*Professor of Medicine  
Penn Medicine*

### David Frankel, MD

*Professor of Medicine  
Director, Cardiac Electrophysiology Laboratory  
Cardiac Electrophysiology  
Penn Medicine*

### Fermin Garcia, MD

*Associate Professor of Medicine  
Director of VT Ablation Center  
Director of International EP Program  
Cardiac Electrophysiology  
Penn Medicine*

### Gustavo Guandalini, MD

*Assistant Professor of Clinical Medicine  
Hospital of the University of Pennsylvania  
Director, Cardiac Electrophysiology  
Corporal Michael J. Crescenzo VA Medical Center*

### Nicholas Guarino, PA-C

*Physician Assistant  
Cardiac Electrophysiology  
Penn Medicine*

### Balaram Krishna Hanumanthu, MD

*Assistant Professor of Clinical Medicine  
Cardiac Electrophysiology  
Penn Medicine*

### John Harding, MD

*Cardiac Electrophysiology  
Penn Medicine Doylestown Hospital*

### Robert Hipp, MS, MBA, PA-C

*Physician Assistant  
Senior Clinical Manager, Advanced Practice  
Cardiac Electrophysiology  
Penn Medicine*

### Matthew Hyman, MD, PhD

*Assistant Professor of Medicine  
Director of Hybrid Surgical Electrophysiology Lab  
and Advanced EP Care Program  
Director of Electrophysiology Innovation  
Cardiac Electrophysiology  
Penn Medicine*

### Stephen Keane, MD

*Assistant Professor of Clinical Medicine  
Cardiac Electrophysiology  
Penn Presbyterian Medical Center*

**Ramanan Kumareswaran, MD**

Assistant Professor of Clinical Medicine  
Director of ECG Lab/Heart Station  
Co-Director, Cardiac Electrophysiology  
Fellowship Program  
Cardiac Electrophysiology  
Penn Medicine

**David Lin, MD**

Professor of Medicine  
Directory of Remote and Ambulatory Monitoring  
Cardiac Electrophysiology  
Penn Medicine

**Jeffrey Luebbert, MD**

Assistant Professor of Clinical Medicine  
Director of Cardiac Electrophysiology Laboratory  
Penn Medicine Pennsylvania Hospital

**Timothy Markman, MD**

Assistant Professor of Medicine  
Cardiac Electrophysiology  
Penn Medicine

**Alanna Miller, DNP, CRNP**

Nurse Practitioner  
Lead Advanced Practitioner  
Cardiac Electrophysiology  
Penn Presbyterian Medical Center

**Maiwand Mirwais, MD**

Assistant Professor of Clinical Medicine  
Cardiac Electrophysiology  
Penn Medicine

**Tracey Munson, CRNP**

Nurse Practitioner  
Cardiac Electrophysiology  
Penn Medicine

**Saman Nazarian, MD, PhD**

Professor of Medicine  
Director of Arrhythmia Imaging Laboratory  
Cardiac Electrophysiology  
Penn Medicine

**Lauren Novak, CRNP**

Nurse Practitioner  
Cardiac Electrophysiology  
Penn Medicine

**Tara Parham Graham, DNP, CRNP**

Nurse Practitioner  
Cardiac Electrophysiology  
Penn Medicine

**Carli Peters, MD**

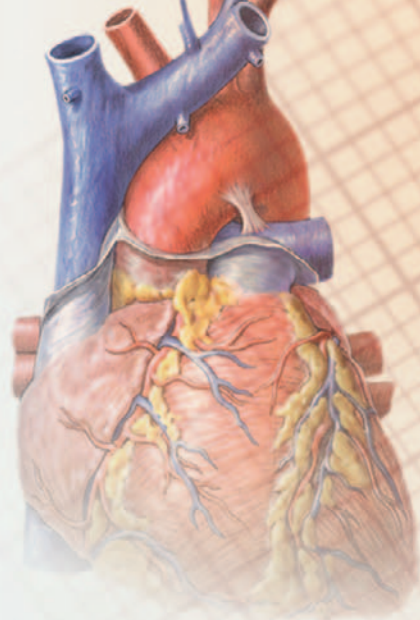
Assistant Clinical Professor of Medicine  
Cardiac Electrophysiology  
Penn Medicine

**Michael Riley, MD, PhD**

Associate Professor of Clinical Medicine  
Cardiac Electrophysiology  
Penn Medicine

**Robert Schaller, DO**

Associate Professor of Clinical Medicine  
Director of EP Device and Extraction Programs  
Cardiac Electrophysiology  
Penn Medicine

**Vincent See, MD**

Associate Professor of Clinical Medicine  
Director, Complex Ablation  
Cardiac Electrophysiology  
Penn Medicine Pennsylvania Hospital

**Poojita Shivamurthy, MD**

Assistant Professor of Clinical Medicine  
Cardiac Electrophysiology  
Penn Medicine

**Gregory Supple, MD**

Professor of Clinical Medicine  
Director, Cardiac Electrophysiology Fellowship Program  
Associate Director, HUP Electrophysiology Laboratory  
Director, HUP Inpatient EP Services  
Cardiac Electrophysiology  
Penn Medicine

**Steven Szablewski, CRNP**

Nurse Practitioner  
Cardiac Electrophysiology  
Penn Medicine

**Cory Tschabrunn, PhD**

Director, Translational Electrophysiology Program  
Cardiac Electrophysiology  
Penn Medicine

**Rebecca Warnock, PA-C**

Physician Assistant  
Cardiac Electrophysiology  
Penn Medicine

**Christian Yacono, PA-C**

Physician Assistant  
Cardiac Electrophysiology  
Penn Medicine

**Erica Zado, PA-C**

Physician Assistant  
Cardiac Electrophysiology  
Penn Medicine

**Disclosures**

Penn Medicine, Office of Continuing Medical and Interprofessional Education, adheres to the *ACCME Standards for Integrity and Independence in Accredited Continuing Education*. Faculty disclosure information will be made available in the conference materials and syllabi. Faculty members are also expected to disclose to participants any discussions of off-label and/or investigational uses of products or devices within their presentations.

# AGENDA

Saturday, September 26, 2026

7:00 – 7:30 AM

**In-person Sign-in and Continental Breakfast**

7:15 – 7:30 AM

**Virtual Attendee Sign-in | Join the Live Stream Broadcast**

7:30 AM – 12:00 PM

**Morning Combined Group Session**

---

*Moderator: Francis Marchlinski, MD*

7:30 – 7:35 AM

**Welcome and Introduction**

*Francis Marchlinski, MD*

7:35 – 8:00 AM

**AI in Electrophysiology – Ready for Primetime?**

- Role in ECG and electrogram interpretation
- Role in ambulatory monitoring
- Role in pre or intraprocedural imaging
- Defining atrial fibrillation and sudden death risk

*Rajat Deo, MD*

8:00 – 8:40 AM

**Mark E. Josephson, MD Lecture**

---

**How to Target the Most Complex VT Substrates: A Labor of Love**

- Defining and accessing targets
- What ablation endpoints to use?
- Special tools and techniques

*Pasquale Santangeli, MD, PhD*

8:40 – 9:40 AM

**Focused Updates on the Management of Atrial Fibrillation**

(12 minute presentations + 3 minute Q&A)

*Moderator: Francis Marchlinski, MD*

**What to Do with Low Burden Atrial Fibrillation?**

- Definition of low burden
- Who gets oral anticoagulation?
- Best strategy for follow-up

*David Lin, MD*

**New Trends in Atrial Fibrillation Risk Factor Modification**

- GLP-1 agonists
- Caffeine, olive oil, alcohol
- Aggressive blood pressure control
- Impact of wearables on AF prevention/management

*Balaram Hanumanth, MD*

**Non-Thermal Pulsed Field Energy for Atrial Fibrillation Ablation**

- Is it better than radiofrequency or cryo energy?
- Impact on efficiency: Indirect patient benefits
- Impact on procedural risk
- Impact on Afib control

*David Frankel, MD*

**Creating an Atrial Fibrillation Center of Excellence:**

**Addressing the Remaining Challenges and Filling Knowledge/Technology Gaps**

- Using EPIC to reach the undertreated Afib patient
- How best to index success and track outcomes
- Ablating persistent AF – Next steps
- How to harness a strong imaging and bioengineering program to better predict/monitor/ablate Afib

*Saman Nazarian, MD, PhD*

9:40 – 10:10 AM **Break and Visit Exhibits**

10:10 – 10:45 AM

**Panel Discussion with ARS: Atrial Fibrillation Management Controversies – Have Large Trials Provided a Roadmap for Therapy?**

(Case-based presentation/audience response)

- Combining ablation with left atrial appendage occlusion: Have results of recent trials (CHAMPION-AF, CLOSURE-AF, OPTION trial) altered your practice? – Which patients?
- How has the OCEAN Trial changed your approach to stopping OAC therapy post ablation? Re: ILR implantation, role of CHA<sub>2</sub>DS<sub>2</sub>-VASc score and LA anatomy in decision making? Timing of stopping anticoagulation?

*Moderator/Case Presenter: David Frankel, MD*

*Panelists: Pasquale Santangeli, MD, PhD, Balaram Hanumanth, MD, David Lin, MD, Saman Nazarian, MD, PhD, Stephen Keane, MD*

10:45 – 11:20 AM

**Debate: Ablation of VT Should be Performed Coincident with ICD Implant**

*Pro: Robert Schaller, DO (15 minutes)*

*Con: Gregory Supple, MD (15 minutes)*

*Rebuttal and Q&A: 5 minutes*

11:20 AM – 12:00 PM

**Leonard N. Horowitz, MD Memorial Lecture**

---

**Changing Concepts in Post-MI Ventricular Tachycardia**

- Impact of early revascularization
- Impact of guideline directed medical therapy
- Changing clinical presentation
- Evolution of risk stratification

*David Callans, MD*

12:00 – 1:00 PM **Lunch and Visit Exhibits**

**Afternoon Breakout Sessions**

1:00 – 3:05 PM

**General Cardiology Afternoon Session – PART I**

*Moderator: Sanjay Dixit, MD*

1:00 – 1:20 PM

**Sarcoidosis: Diagnosis, Treatment, Identification of VT Risk and Role/Timing of Ablation**

- Impact of anti-inflammatory treatment
- Identification of VT risk/need for ICD
- Localizing VT substrate
- Role of ablation therapy

*Carli Peters, MD*

1:20 – 1:40 PM

**What's New in Medical Prevention of Strokes**

- Factor XI inhibitors – blockbuster or a bust?
- New antiplatelet/OAC strategies for thrombus prevention post LAA occlusion
- Anticoagulation for thrombus on leads and LV aneurysms

*Maiwand Mirwais, MD*

1:40 – 2:00 PM

**Identifying High Risk of Arrhythmia Event Before the Life-Threatening Episode in Nonischemic Syndromes**

- Unique associations: mitral valve prolapse, hypertrophic cardiomyopathy, Brugada syndrome
- Benign versus malignant PVCs
- Role of imaging and programmed stimulation – New study data

*Andres Enriquez, MD*

2:00 – 2:20 PM

**Common Congenital Heart Disease in Adults and Associated Arrhythmias: Pediatric EP Perspective**

- Tetralogy of Fallot
- Ebstein's anomaly
- ASDs/VSDs – When to close? and implications for atrial and ventricular arrhythmia management

*Maully Shah, MD*

2:20 – 3:05 PM

**Focused Overview and Case Presentations/Panel Discussion/Prerecorded Live Cases**

**Extravascular ICD Therapy/Case Based Illustrations**

(25 minutes for cases/ARS and Q and A)

- Patient and device selection criteria
- Combining effective ablation with extravascular ICD
- Troubleshooting oversensing

*Moderator: Sanjay Dixit MD,*

*Panelists: Matthew Hyman, MD, PhD, Jeffrey Luebbert, MD, Gustavo Guandalini, MD,*

*Benjamin D' Souza, MD, Carli Peters MD, Michael Riley, MD, PhD*

**Extravascular ICD Therapy: Highlights of Implantation Techniques in the EP Lab-Prerecorded Case(s)**

(17 minutes presentation + 3 minutes Q and A)

- Overcoming Implantation Challenges

*Matthew Hyman MD, PhD*

3:05 – 3:20 PM **Break and Visit Exhibits**

3:20 – 5:00 PM

## General Cardiology Afternoon Session - PART II

---

Moderator: *John Bullinga, MD*

3:20 – 3:35 PM

### Highlights from New Guidelines on Antiarrhythmic Drug Use for Atrial Fibrillation in Understudied Situations

- Class IC drugs in nonobstructive CAD
- Restarting dofetilide - after missed doses / after Afib ablation
- Antiarrhythmic drug combination therapies

*Andrew Epstein, MD*

3:35 – 5:00 PM

### Improvements in Pacing/Pacing for HF Therapy - Rapid Fire Case Based Illustrations of Must Know Information

(15 minute presentations, 3 minute Q&A)

Moderator: *John Bullinga, MD*

#### Leadless AV Pacing

- Patient selection
- Implantation techniques (Video Highlights)
- Advantages/limitations

*Robert Schaller, DO*

#### Conduction System Pacing

- Basic concepts
- Patient selection
- Implantation techniques (Video Highlights)
- Advantages/limitations

*Raman Kumareswaran, MD*

#### Cardiac Contractility Modulation Therapy for Heart Failure

- Basic concepts
- Patient selection
- Implantation techniques (Video highlights)
- Advantages/limitations

*Balaram Hanumanthu, MD*

#### Panel Discussion/Case Presentation/ARS: The Future of Pacing Therapy

30 minutes

- Biologic pacing, autonomic nervous system stimulation, diaphragmatic pacing for sleep apnea, treating depression and schizophrenia?
- Do we undertreat chronotropic incompetence?
- Resynchronizing the atria
- Let the innovation begin!!

Moderator: *Robert Schaller, DO*

Panel Members: *John Bullinga, MD, Jeffrey Arkles, MD, Ramanan Kumareswaran, MD*

*Balaram Hanumanthu, MD, Vincent See, MD, John Harding, MD*

5:00 PM

**Join Us** for the *Thirty-Third State-of-the-Art Arrhythmia Symposium Reception*

1:00 – 3:05 PM

## Advanced EP Afternoon Session – PART I

---

Moderator: *Francis Marchlinski, MD*

1:00 – 1:25 PM

### Update on Cardioneuroablation

- Patient selection
- Procedural approach (role of imaging to select targets)
- Challenges/risks
- Expected outcomes

*Timothy Markman, MD*

1:25 – 1:50 PM

### Epicardial Mapping and VT Ablation in Patients with an Ischemic Substrate

- How common?
- Typical anatomic location and characteristics
- What to do if prior cardiac surgery?
- Role of pulsed field ablation

*Pasquale Santangeli, MD, PhD*

**1:50 – 2:15 PM**

**Role of Genetic Testing in EP Decision Making**

- VT substrate localization and ablation results
- Heart failure and mortality outcomes
- Outcome in Afib ablation (underdiagnosed early presentation)
- Conduction disturbances and ICD/pacing considerations

*Poojita Shivamurthy, MD*

**2:15 – 2:40 PM**

**New Strategies for Mapping and Ablating VT Substrate**

- Role of identifying lines of block/optimizing the technique for localizing and ablating
- New pacemapping strategies
- Outcome without VT induction?

*Timothy Maher, MD*

**2:40 – 3:05 PM**

**How I Approach the Diagnosis of SVT Mechanism: 7 Tips to Remember**

- How to approach ECG of arrhythmia event
- Where to start with recording and stimulating?
- Atrial and ventricular stimulation techniques – What to look for?
- Don't get fooled – common interpretation errors

*Ramanan Kumareswaran, MD*

**3:05 – 3:20 PM Break and Visit Exhibits**

**3:20 – 5:00 PM**

**Advanced EP Afternoon Session – PART II**

---

*Moderator: Fermin Garcia, MD*

**3:20 – 5:00 PM**

**Rapid Fire Technology/Techniques and EP Science Updates**

(14 minute presentations, 3 minute Q&A)

**New Access and Closure Techniques and Technology**

- Impact of ultrasound imaging
- How to safely upsize and downsize sheaths/preventing air emboli
- New tools for transseptal and epicardial access
- How to seal the deal at the end of the procedure?

*Michael Riley, MD, PhD*

**How Does Radioablation Work? Lessons Learned From the Translational Laboratory**

- Mimicking human VT substrate in the translational laboratory
- Radiation dosing and targets
- Information from imaging
- Information from pathology

*Cory Tschabrunn, PhD*

**Lessons Learned from Serial MR Imaging in VT Ablation Patients**

- Are there clues to circuit location and ablation targets?
- Can one predict ablation success?

*Saman Nazarian, MD, PhD*

**New Insights on Ablation Lesion Formation**

- Long duration RF lesions
- Stacking PF on RF lesions
- Importance of tissue contact
- PFA energy delivery platforms

*Cory Tschabrunn, PhD*

**ParaHisian VT and VPD Ablation: Tips and Tricks to Optimize Safety and Efficacy**

- Mapping tips – Which chambers, when/how to map veins?
- Understanding the anatomy
- How much ablation power/how long?
- Role of cryo, reversible PFA

*Fermin Garcia, MD*

**How to Recognize and Ablate Septal VT/Substrate/Circuits in NICM**

- ECG clues in sinus rhythm and VT
- Imaging and transseptal conduction time
- Intraseptal mapping
- Sparing conduction system and role of PFA

*Francis Marchlinski, MD*

**5:00 PM**

**Join Us** for the *Thirty-Third State-of-the-Art Arrhythmia Symposium Reception*

1:00 – 3:05 PM

### Associated Professionals Afternoon Breakout Session – PART I

---

Moderator: *Steven Szablewski, CRNP*

1:00 – 1:30 PM

#### Nonsustained VT: When to Worry?

- Defining risk
- Appropriate evaluation
- How to treat?

*Robert Hipp, PA-C*

1:30 – 2:10 PM

#### Troubleshooting Devices and Monitors

- Managing alerts
- Spotting device malfunction on telemetry and ambulatory monitors
- CRT/CSP optimization
- Integrating data from personal wearables into EMR

*Christian Yacono, PA-C*

2:10 – 3:10 PM

#### Rapid Fire Cases: New Technology Updates: PFA, Leadless and Extravascular Leads/Devices, Cardioneuroablation, LAAO

##### Panel Discussion/Audience Response

- Appropriate patient selection
- Safety concerns and complications
- Expected outcomes

Moderator: *Trevor Bonney, PA-C*

Panelists: *Nicholas Guarino, PA-C, Lauren Novak, CRNP, Tracey Munson, CRNP, Rebecca Warnock, PA-C, Robert Hipp PA-C, Melissa Callans, CRNP*

3:05 – 3:20 PM **Break and Visit Exhibits**

3:20 – 5:00 PM

### Associated Professionals Afternoon Breakout Session – PART II

---

Moderator: *Kristine Conn, MSN, RN*

3:20 – 3:50 PM

#### Inherited Arrhythmia and Cardiomyopathy Syndromes

- Importance of genetic testing
- ECG clues to diagnosis
- Therapeutic considerations

*Erica Zado, PA-C*

3:50 – 4:25 PM

#### Preparing Your Patient to Get Safely Into and Out of the EP Lab

- Importance of imaging, diagnostic testing, ECGs – Come prepared!
- Medications to hold (SGLT2 inhibitors, GLP1 agonists, antiarrhythmics)
- Patient education
- Shared decision making

*Tara Parham Graham, DNP, CRNP*

4:25 – 5:00 PM

#### Same Day Discharge - Devices, AF Ablation, LAAO

- Safety first - appropriate patient selection
- Important considerations to optimize workflow
- Challenges / anticipated outcomes
- Setting up the process and optimizing follow up

*Alanna Miller, DNP, CRNP*

5:00 PM

**Join Us** for the *Thirty-Third State-of-the-Art Arrhythmia Symposium Reception*

**IN-PERSON AND VIRTUAL****The Mark E. Josephson Thirty-Third Annual  
State-of-the-Art Arrhythmia Symposium****Arrhythmia Diagnosis & Treatment Standards 2026**

A CME/CNE-ACCREDITED SYMPOSIUM

Saturday, September 26, 2026

7:30 AM – 5:00 PM EST

**We strongly encourage you to register for this conference online by check or credit card at****<https://upenn.cloud-cme.com/arrhythmia2026>****Questions? Contact us at:****penncme@penndocuments.upenn.edu • Phone: 215-898-6400 or 215-898-8005****Please note we are unable to accept faxed registration forms.****PLEASE PRINT OR TYPE**

Name (First) \_\_\_\_\_ (Last) \_\_\_\_\_

Academic Degree \_\_\_\_\_

Medical Specialty \_\_\_\_\_

Affiliation (Hospital, Office, or Company) \_\_\_\_\_

Address (  affiliation  home) \_\_\_\_\_

City \_\_\_\_\_ State \_\_\_\_\_ Zip \_\_\_\_\_

Phone \_\_\_\_\_ Fax \_\_\_\_\_

E-mail \_\_\_\_\_

**REGISTRATION FEES**

Registration is required to attend

**IN-PERSON ATTENDANCE:**

- Physicians and industry employees – \$90
- Nurse practitioners, nurses, pharmacists, physician assistants, researchers and other healthcare professionals – \$75
- There is no fee for residents, fellows, students and Penn Medicine faculty and staff to attend.\*

\*Penn Medicine staff must register using a valid Penn Medicine email address to receive the discounted registration fee.

**LIVE-STREAM (VIRTUAL) ATTENDANCE:**

- \$75 for all all U.S.-based virtual attendees, including Penn Medicine faculty and staff

**ATTENTION INTERNATIONAL (NON-U.S.) LEARNERS:**

The 33rd *State-of-the-Art Arrhythmia Symposium* is offering complimentary virtual registration to the 1st 1,000 international learners unable to travel to the U.S. To receive complimentary virtual registration, you must register using a special code that will be provided to you. To qualify, send an email to [carolyn.siwinski@penndocuments.upenn.edu](mailto:carolyn.siwinski@penndocuments.upenn.edu) using the subject line “Arrhythmia Symposium 2026 International Learner” and include your name, affiliation and country of origin. You will receive an email with a code that allows you to register to attend the symposium virtually at no charge. Do not register until you have received an email response that includes the special code! This offer is only available to international (non-U.S.) learners.

**PAYMENT METHOD**

- If you are paying by check or credit card, please register online at **<https://upenn.cloud-cme.com/arrhythmia2026>**
- If you are paying by check, you may mail your completed registration form and check made payable to The Trustees of the University of Pennsylvania/CME to:  
Conference Manager  
Office of Continuing Medical & Interprofessional Education  
3400 Civic Center Blvd, Bldg 421, 6th Floor, JMCC/CME  
Philadelphia, PA 19104-5162
- Do not include any credit card information on the registration form or share via email.